

## GENERAL APPLICATIONS

Soft Wash  
Agricultural Spraying  
Lawn Care/Pest Control

**High-performance diaphragm design:** Delivers reliable and efficient pumping even in demanding conditions, ensuring consistent flow and pressure.









**Self-priming capabilities:** Can prime itself without needing external assistance, making it ideal for various applications where suction is required.

**Durable polypropylene construction:** Provides excellent resistance to corrosion and chemical damage, ensuring long-lasting performance in demanding environments.

**Molded one-piece collector:** Features a centralized inlet to minimize leak points and streamline maintenance for reliable, hassle-free operation.

**Dual diaphragm material options:** Available with Buna for standard applications and Desmopan for enhanced chemical resistance and durability.

## AVAILABLE MODELS

Part #	Model	Version								
			MAX GPM	MAX PSI	MAX RPM	HP	LBS	Inlet	Outlet	Bypass
30073-00008	P 40	B	11	300	550	2.3	40	1"	3/4"	3/4"
30073-00008.10	P 40	B GR	11	300	550	2.3	47			
30073-00011	P 40	D	11	300	550	2.3	40			
30073-00011.10	P 40	D GR	11	300	550	2.3	47		1/2"	

### P 40 B

3/4" Solid Shaft Gearbox  
Buna® Diaphragm



### P 40 B GR

3/4" Solid Shaft Gearbox  
Adjustable Regulator  
Buna® Diaphragm



### P 40 D

3/4" Solid Shaft Gearbox  
Desmopan® Diaphragm



### P 40 D GR

3/4" Solid Shaft Gearbox  
Adjustable Regulator  
Desmopan® Diaphragm

